

UniCel DxH Series Workcell Coulter Cellular Analysis System


This document is not intended to replace the information in your Instrument Instructions for Use Manual (IFU). Information in the Instructions for Use Manual supersedes information in any other manual.

The information on the table below depicts functions and icons located throughout the UniCel DxH Series Workcell. A Power computer is mandatory for most of the configurations. A Standard computer may or may not be present at the end of the workcell.

All of the functions listed in the tables below can be accessed and setup at the Power computer. In many instances, you need to select the instrument from the System Status before you proceed with the configurations. In other instances, a drop down will be provided in the software from which you select the desired instrument. Some configurations functions apply to the entire workcell. The tables below show:

- The functions or Icons (where appropriate).
- Whether the function can be performed on the Standard computer.
- How you will select the appropriate Instrument (module) to which the function will apply.
- Instances where one function/setting will apply to the entire Workcell.

UniCel DxH 800 System Status - Power Computer

Function	Icons	Power	Standard	Select Instrument		Applies to Entire Workcell
				System Status	Drop Down	
 System Status				System Status	Drop Down	
LAS: Laboratory Automation System		✓				✓
Configure Instrument		✓				✓
Power Up		✓	✓		✓	✓
Power Down		✓	✓		✓	✓
Details Status		✓	✓			
LIS Setup		✓				✓
Print		✓				✓
View Log		✓	✓			✓
More		✓				✓
• Auto Stop		✓				✓
• Audible Alarms (Workstation)		✓				✓
• Audible Alarms (Instruments)		✓			✓	
Remote Management		✓				✓
Disable XB on All Instruments		✓	✓			✓
Disable XM on All Instruments		✓	✓			✓

UniCel DxH 800 Menu > Setup - Power Computer

Function	Icons	Power	Standard	Select Instrument		Applies to Entire Workcell
				System Status	Drop Down	
Menu > Setup				System Status	Drop Down	
Operator & Roles		✓				✓
Flagging & Rules		✓				✓
Reporting		✓				✓
Demographics		✓				✓
Set-Up Quality Control		✓				✓
• Auto Config		✓				✓
• New Patient Control		✓				✓
• New Control From Bar Code		✓				✓
• New Manual Entry		✓				✓
• Extended QC		✓				✓
• Edit Control		✓			✓	✓
• Auto Print Setup		✓				✓
• Delete Control		✓				✓
• Refresh		✓	✓			✓
• More Options		✓				✓
• IQAP Export		✓				✓
• Export		✓				✓
• Change State		✓				✓

UniCel DxH 800 Menu > Setup > System - Power Computer

Function	Icons	Power	Standard	Select Instrument		Applies to Entire Workcell
				System Status	Drop Down	
Menu > Setup > System				System Status	Drop Down	
Backup and Recover		✓				✓
Auto Backup		✓				✓
Manual Backup		✓				✓
Printers		✓				✓
Date & Time		✓				✓
Audible Alarms (Workstation)		✓				✓
Audible Alarms (Instrument)		✓			✓	
System Configuration		✓				✓
Analysis		✓		✓		✓
Set Instrument Name		✓		✓		✓
Remote Management		✓				✓
Aspiration Retry		✓				✓
Configure Transport		✓		✓		✓
Specimen Warnings		✓		✓		✓
Presentation Timeout		✓				✓

UniCel DxH 800 System Status Details - Power Computer

Function	Icons	Power	Standard	Select Instrument		Applies to Entire Workcell
				System Status	Drop Down	
System Status Details						
Power Down/Up		✓	✓	✓		
Idle Instrument		✓	✓	✓		
View Log		✓	✓	✓		
QC Only		✓	✓	✓		
Analysis		✓		✓		
Configure Transport		✓		✓		
Batching		✓		✓		
Studies		✓		✓		

UniCel DxH Slidemaker Stainer

UniCel DxH Slidemaker Stainer System Details Status - Power Computer

Function	Icons	Power	Standard	Select Instrument		Applies to Entire Workcell
				System Status	Drop Down	
System Details Status						
Power Down/Up		✓	✓			
Idle Instrument		✓	✓			
View Log		✓	✓			
SMS Configuration		✓				
Basket Management		✓	✓			
Module		✓				
Configure Transport		✓				
Batching		✓				





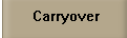
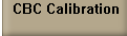



UniCel DxH Slidemaker Stainer Details Status SMS Configuration Power Computer

Function	Icons	Power	Standard	Select Instrument		Applies to Entire Workcell
				System Status	Drop Down	
SMS Configuration						
Staining Protocols		✓				
Basket Settings		✓				
Pre-Stain Drying		✓				
Slide Labeling		✓				
Stain Only Priority		✓				
Agitation Settings		✓				
Heater Availability		✓				
Smears Settings		✓				
Basket Location Availability		✓				

UniCel DxH Icons

Function	Icons	Power	Standard	Select Instrument		Applies to Entire Workcell
				System Status	Drop Down	
System Status Applies to All Modules LIS and Printer		✓	✓			
Worklist Applies to All Modules		✓	✓			✓
Daily Checks Specific by module		✓	✓		✓	
Quality Control Specific by Module		✓	✓		✓	
QC Only Specific by module		✓	✓	✓		
XB/XM Specific by Module		✓	✓		✓	
Supplies Specific by Module		✓	✓	✓		
Event Log Applies to All Modules		✓	✓			✓
Print Applies to All Modules		✓	✓			✓
Specimen Search Applies to All Modules		✓	✓			✓
Help Applies to All Modules		✓	✓			✓
Logon/Logoff Applies to All Modules <u>Two different Users can Log in at the same time</u>		✓	✓			✓

UniCel DxH Icons

Function	Icons	Power	Standard	Select Instrument		Applies to Entire Workcell
				System Status	Drop Down	
Start Specific by Module		✓	✓		✓	
Stop Specific by Module		✓	✓		✓	
Turn Off Alarm Applies to All Modules		✓	✓			✓
Repeatability, Carryover and Calibration Specific by Module <u>All Functions must be done Only at the Server</u>	  	✓		✓		
Workload		✓	✓	✓		
Dx Tools <u>Must Start/Finish on the same computer</u>		✓	✓			
Sample Analysis ✓ Re-Runs ✓ Reflex ✓ Make Slides		✓	✓			✓